



Topic Check In - 8.06 Three-dimensional shapes

Write down the mathematical name of each 3D solid shown below.

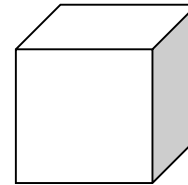
1.



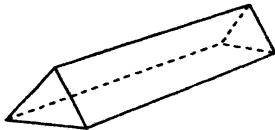
2.



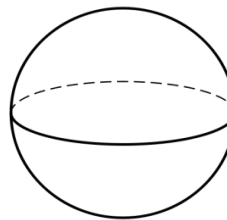
3.



4.

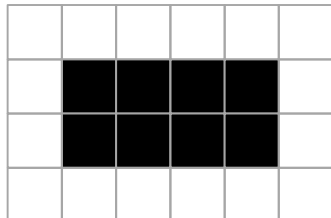


5.

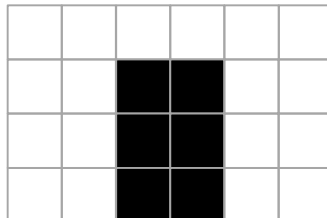


6. Name a solid with 12 edges and 6 square faces.
7. Name a solid with 5 faces, where 4 are triangular and 1 is square.
8. What solid is represented by the plan and elevations below?

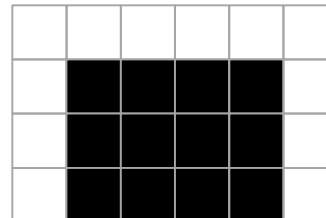
Plan



Side Elevation

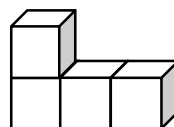
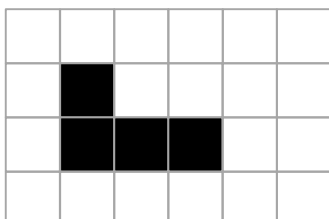


Front Elevation



9. A box 12 cm wide, 48 cm long and 24 cm high contains 8 balls, all with radius 6 cm. Sketch the plan and elevations for the arrangement of balls within the box.
10. Tom builds an L-shaped solid using 4 cubes and starts drawing the side elevation for his model. He adds an extra cube to the solid without affecting the side elevation. In how many different positions could he have put his extra cube?

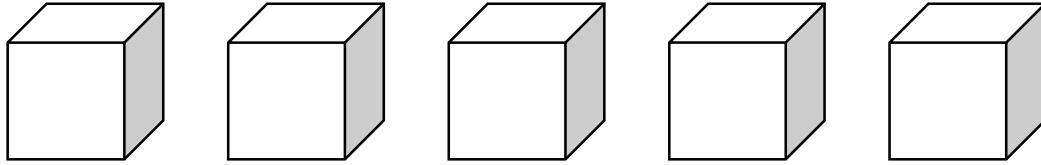
Side Elevation



GCSE (9-1) MATHEMATICS

Extension

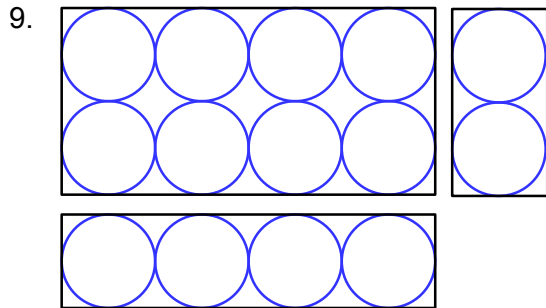
How many different, non-congruent, 5 cube solids can you make? Record your designs as 3D representations on isometric paper and as plans and elevations on squared paper.



GCSE (9-1) MATHEMATICS

Answers

1. Cuboid
2. Cylinder
3. Cube
4. Triangular prism
5. Sphere
6. Cube
7. (Square-based) Pyramid
8. Cuboid



10. Arguments could be made for 3, 4, 6 or 8 positions as it will depend on interpretation.

Extension

Students to peer assess each other's work.



We'd like to know your view on the resources we produce. By clicking on the 'Like' or 'Dislike' button you can help us to ensure that our resources work for you. When the email template pops up please add additional comments if you wish and then just click 'Send'. Thank you.

OCR Resources: *the small print*

OCR's resources are provided to support the teaching of OCR specifications, but in no way constitute an endorsed teaching method that is required by the Board, and the decision to use them lies with the individual teacher. Whilst every effort is made to ensure the accuracy of the content, OCR cannot be held responsible for any errors or omissions within these resources. We update our resources on a regular basis, so please check the OCR website to ensure you have the most up to date version.

© OCR 2015 - This resource may be freely copied and distributed, as long as the OCR logo and this message remain intact and OCR is acknowledged as the originator of this work.

OCR acknowledges the use of the following content: Maths and English icons: AirOne/Shutterstock.com



Assessment Objective	Qu.	Topic	R	A	G
AO1	1	Recognise a cuboid.			
AO1	2	Recognise a cylinder.			
AO1	3	Recognise a cube.			
AO1	4	Recognise a triangular prism.			
AO1	5	Recognise a sphere.			
AO2	6	Use properties of a cube.			
AO2	7	Use properties of a pyramid.			
AO2	8	Interpret plans and elevations of a cuboid.			
AO3	9	Recognise that a sphere is represented as a circle in plans and elevations.			
AO3	10	Represent 3D shapes in 2 dimensions.			

Assessment Objective	Qu.	Topic	R	A	G
AO1	1	Recognise a cuboid.			
AO1	2	Recognise a cylinder.			
AO1	3	Recognise a cube.			
AO1	4	Recognise a triangular prism.			
AO1	5	Recognise a sphere.			
AO2	6	Use properties of a cube.			
AO2	7	Use properties of a pyramid.			
AO2	8	Interpret plans and elevations of a cuboid.			
AO3	9	Recognise that a sphere is represented as a circle in plans and elevations.			
AO3	10	Represent 3D shapes in 2 dimensions.			

Assessment Objective	Qu.	Topic	R	A	G
AO1	1	Recognise a cuboid.			
AO1	2	Recognise a cylinder.			
AO1	3	Recognise a cube.			
AO1	4	Recognise a triangular prism.			
AO1	5	Recognise a sphere.			
AO2	6	Use properties of a cube.			
AO2	7	Use properties of a pyramid.			
AO2	8	Interpret plans and elevations of a cuboid.			
AO3	9	Recognise that a sphere is represented as a circle in plans and elevations.			
AO3	10	Represent 3D shapes in 2 dimensions.			

Assessment Objective	Qu.	Topic	R	A	G
AO1	1	Recognise a cuboid.			
AO1	2	Recognise a cylinder.			
AO1	3	Recognise a cube.			
AO1	4	Recognise a triangular prism.			
AO1	5	Recognise a sphere.			
AO2	6	Use properties of a cube.			
AO2	7	Use properties of a pyramid.			
AO2	8	Interpret plans and elevations of a cuboid.			
AO3	9	Recognise that a sphere is represented as a circle in plans and elevations.			
AO3	10	Represent 3D shapes in 2 dimensions.			

